


2017 CRI key findings

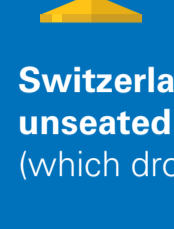


Shake-up in the top 10



Switzerland

Ranked #1 for the first time in CRI history (2015 CRI ranking: 2nd)



Switzerland (1st) has unseated Singapore (which dropped to 4th)



Sweden rose to 2nd (2015 CRI ranking: 9th)




EU countries strengthen their grip: Germany, the Netherlands and the UK move into the top 10

Characteristics of top 10




10/10

are high-income countries



8/10

are not considered 'natural resource rich' countries



7/10

are in the Northern, Southern & Western Europe region




6/10

have populations smaller than 10 million

Highest and lowest performers (by region)

1 RANK 136



Highest and lowest performers (by income group)

1 RANK 136



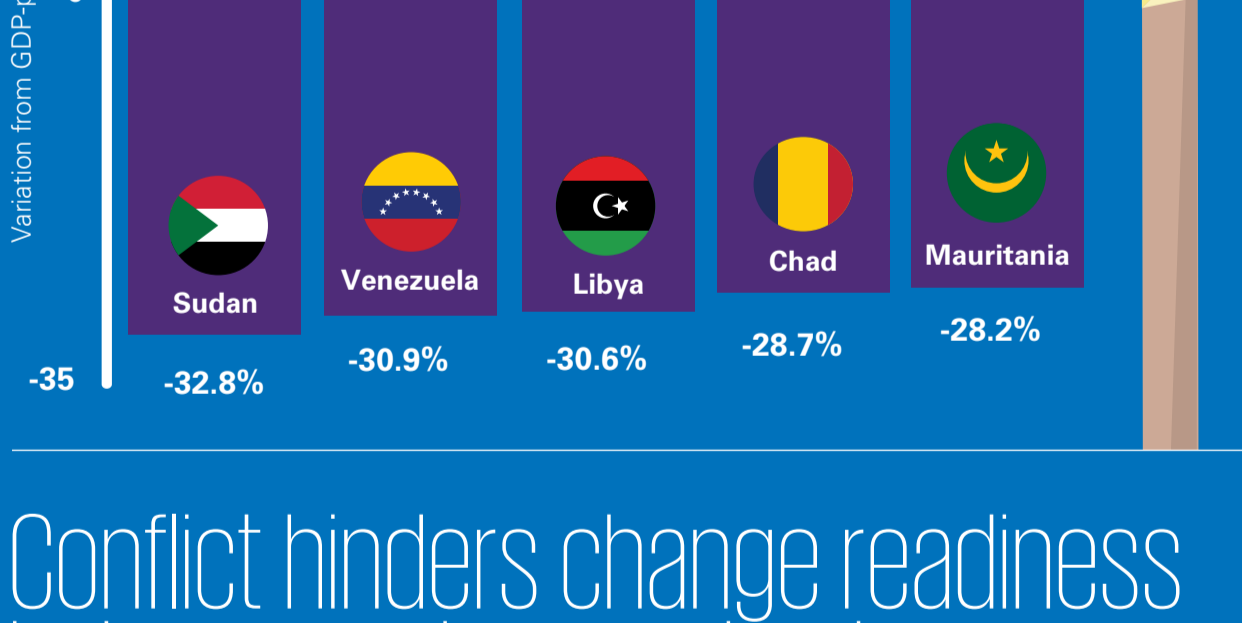
The top 32 countries are high-income (up from the top 22 in 2015)

Wealth alone is still not enough

Similar to results in the 2015 CRI, the 2017 CRI indicated that countries dependent on natural resources and export incomes faced set-backs



Punching above and below their weight



Conflict hinders change readiness but you can bounce back

Most countries in the bottom 10 are either in or have recently emerged from conflict. Rwanda points the way to recovery with impressive progress.

Rwanda breaks into top 50 as best performing low-income country

Although high and middle incomes are overwhelmingly a trait of the 50 top performers, Rwanda stands out as an exception, earning 46th place, and outperforming high-income economies such as Greece (54th) and a number of upper middle- and lower middle-income countries.

Rwanda's rise from 69th place in 2015 is a result of continuing strong performance in the government capability pillar (ranking: 21st). Areas of strength include: security, fiscal and budgeting, regulation and enterprise sustainability.

Rwanda's progress is impressive in light of the Rwandan Civil War and genocide in the 1990s, and has been aided by political stability and the pace of economic development in recent decades.

Biggest movers

In a comparison of the 127 countries included in both the 2015 and 2017 CRIs

	Overall ranking	Enterprise capability	Government capability	People & civil society capability
Bhutan	35 places	53 places	29 places	6 places
Romania	32 places	19 places	35 places	19 places
Italy	28 places	34 places	30 places	11 places
Cape Verde	32 places	47 places	23 places	10 places
El Salvador	31 places	24 places	30 places	28 places
Cambodia	30 places	20 places	30 places	22 places

China, the US, India and Indonesia, all countries with large populations, improved in the 2017 CRI driven by rising enterprise and government capability