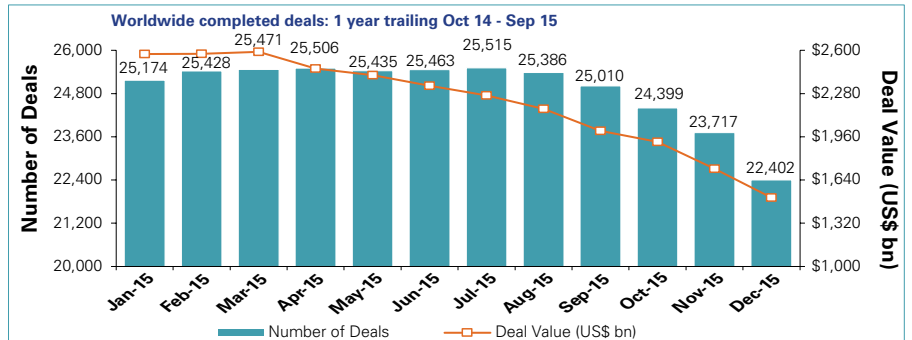
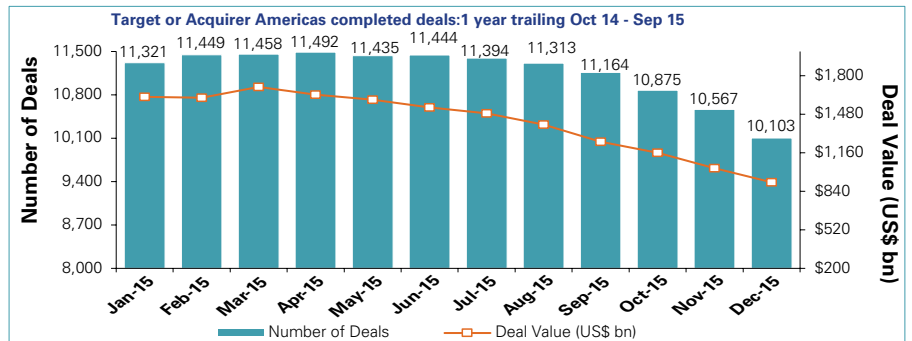




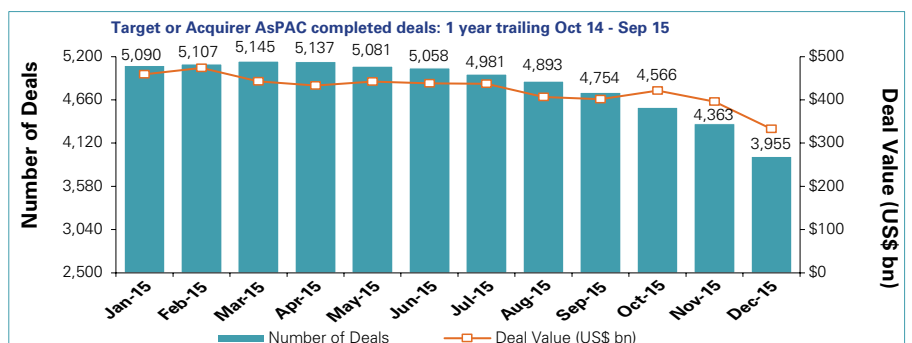
TTM Ending	Number of Deals	Deal Value (US\$ bn)
Jan-15	25,174	2,572.9
Feb-15	25,428	2,574.1
Mar-15	25,471	2,590.1
Apr-15	25,506	2,465.8
May-15	25,435	2,417.3
Jun-15	25,463	2,338.3
Jul-15	25,515	2,266.6
Aug-15	25,386	2,166.8
Sep-15	25,010	2,003.8
Oct-15	24,399	1,922.0
Nov-15	23,717	1,722.9
Dec-15	22,402	1,510.3



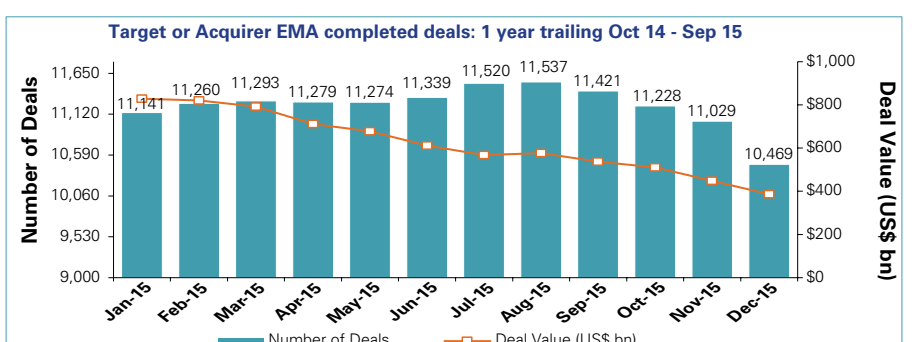
TTM Ending	Number of Deals	Deal Value (US\$ bn)
Jan-15	11,321	1,624.0
Feb-15	11,449	1,616.6
Mar-15	11,458	1,706.9
Apr-15	11,492	1,641.7
May-15	11,435	1,600.1
Jun-15	11,444	1,535.8
Jul-15	11,394	1,486.7
Aug-15	11,313	1,392.8
Sep-15	11,164	1,251.7
Oct-15	10,875	1,159.5
Nov-15	10,567	1,031.7
Dec-15	10,103	914.4



TTM Ending	Number of Deals	Deal Value (US\$ bn)
Jan-15	5,090	459.2
Feb-15	5,107	473.7
Mar-15	5,145	442.7
Apr-15	5,137	433.0
May-15	5,081	442.0
Jun-15	5,058	438.3
Jul-15	4,981	436.9
Aug-15	4,893	406.4
Sep-15	4,754	401.7
Oct-15	4,566	421.3
Nov-15	4,363	395.9
Dec-15	3,955	333.0



TTM Ending	Number of Deals	Deal Value (US\$ bn)
Jan-15	11,141	828.6
Feb-15	11,260	821.1
Mar-15	11,293	791.9
Apr-15	11,279	711.1
May-15	11,274	678.0
Jun-15	11,339	611.6
Jul-15	11,520	568.0
Aug-15	11,537	577.1
Sep-15	11,421	536.9
Oct-15	11,228	510.5
Nov-15	11,029	448.9
Dec-15	10,469	385.9



TTM Ending	Number of Deals	Deal Value (US\$ bn)
Jan-15	2,732	217.5
Feb-15	2,783	216.0
Mar-15	2,784	211.6
Apr-15	2,734	194.1
May-15	2,740	191.6
Jun-15	2,725	174.4
Jul-15	2,737	171.3
Aug-15	2,753	171.4
Sep-15	2,698	176.4
Oct-15	2,689	165.2
Nov-15	2,610	145.8
Dec-15	2,485	128.2

