




Population & housing

THE STORY BEHIND THE NUMBERS


TOP 20 Largest cities in 2013

Population '000'




Australia's projected population²

Historic and projected population*




Australia's projected households²

Historic and projected households*



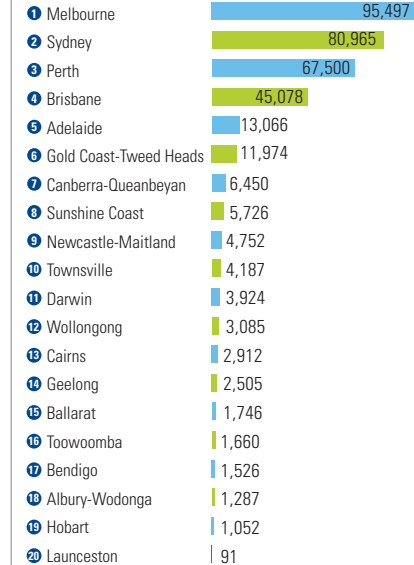
Selected world comparisons³

Population growth 2012-2013*



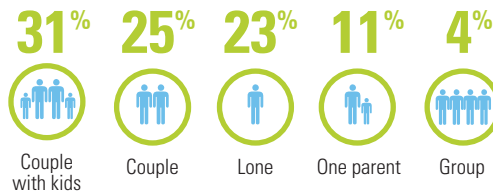
Fastest growing large cities 2012-2013

Population growth



Preferred household arrangements

2011 Census¹

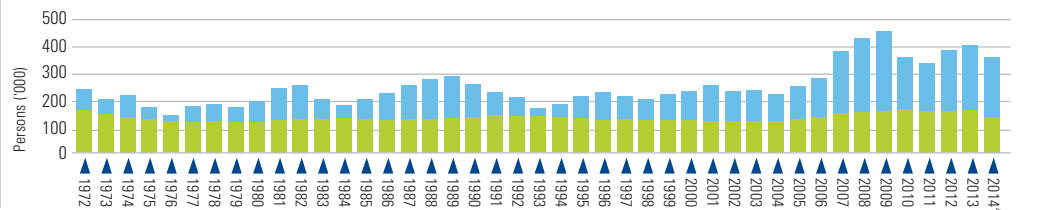


TOP 5 Australia's building activity hotspots¹

Total number of new residential dwelling unit approvals*




Australia's annual population growth




KPMG's Demographics group

CONTACTS



Bernard Salt
Partner, Melbourne
+61 3 9288 5047
bsalt@kpmg.com.au



Sarah Read
Director, Sydney
+61 2 9335 8355
sread@kpmg.com.au

* Year end June 30 2014
1. Australian Bureau of Statistics (ABS)
2. KPMG's Demographics: Based on data from the ABS
3. World Bank, World Development Indicators
4. Estimate based on three quarters of data