

4,219

IT leaders surveyed across a wide range of industries and geographies

2,791

responses before March 2020

1,428

responses to modified pandemic survey

125

Asset Management industry respondents

EVERYTHING CHANGED. OR DID IT?

BUDGETS & BOARD PRIORITIES

9% Mean additional IT spend due to the pandemic

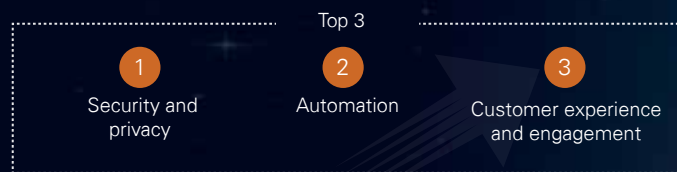
Budgets & Headcounts expected to rise in next year

52% & **53%**

OPERATIONAL PRIORITIES



INVESTMENT PRIORITIES



MANAGING TECHNOLOGY

60%

Security is number 1 investment priority

Phishing **78%**

&

Malware **72%**

Experienced an increase in attacks during the crisis



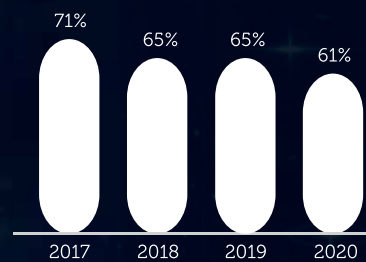
Data curators (...and 'Robot Overlords'!)

21% investing in automation as a top priority

39% experienced additional incidents due to remote working

TECHNOLOGY LEADERS

Executive team membership for CIOs



64%

think the pandemic has increased the influence of the technology leader

75%

Asset Management industry respondents

70%

say crisis has increased the collaboration between their team and the business

26% tech leaders are moved on

7%

female respondents IT executive level

More than four in ten agree that diversity improves:

- Trust and collaboration
- Engagement with the business
- Ability to innovate
- Accessing the right skills
- Risk tolerance

RESOURCING THE TECH TEAM

89%

moved workforce to remote working

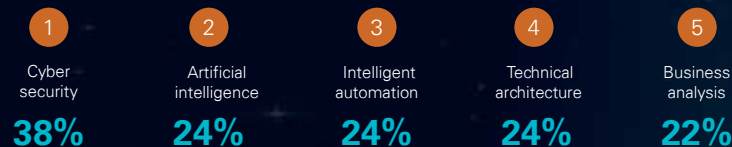
40%

will keep more than half of workforce remote working

62%

have enacted employee mental health programs

Culture & Leadership more important than Salary



The 2020 Harvey Nash / KPMG CIO Survey is the largest IT leadership survey in the world in terms of number of respondents. The survey was conducted of 4,219 CIOs and technology leaders across 83 countries. www.hnkpmgciosurvey.com

DRIVING BUSINESS PERFORMANCE THROUGH TECHNOLOGY

Digital leaders:

the 22% that are 'very' or 'extremely' effective at using digital technology to advance their business strategy

7.3x

as effective at scaling digital channels

2.9x

better at customer satisfaction/experience

3.2x

better at customer loyalty

7.8x

better at increasing worth of company

4.2x

more likely to increase profit margin